

Taping German Shepherds Ears



By: Ed Frawley



Leerburg Kennels

Foreword

When you view this eBook in PDF format. Click on **BOOKMARKS** on the top left side of your PDF reader, these bookmarks are eBook chapters.

[Leerburg Kennel](#) and Video is owned by Ed Frawley.

Ed has owned German Shepherds (GSD) for over 45 years. Since 1978 he has bred over 350 litters of German working bloodline GSDs. His dogs work in law enforcement, as S&R dogs, as competition Schutzhund dogs, and as family companions and protectors.

Since 1980 Ed has produced over 120 dog training videos and DVD's. He was a police K-9 handler for 10 years, competed in several dog sports, including AKC obedience and Schutzhund. In addition he has built one of the top dog training supply businesses in the world.

If you go to the web site **Leerburg.com**® you will see that it has over 10,000 printed pages. The Leerburg Web Discussion board has over 10,000 registered members and over 120,000 posts in the archives. Learn to use our site search function.

Taping German Shepherds Ears

By Ed Frawley



I get a lot of emails about taping German Shepherds puppy ears. The majority of these emails come from people who are jumping the gun and worrying too much. By that I mean their pups are 3 or 4 months old and they are starting to panic because their puppy's ears are not standing. I tell these people that they need patience; they need to wait until their pup has finished teething.

I caution these people not to jump the gun and tape the dog's ears too early or in the wrong way. I know people who have screwed their dog's ears up for life by doing this. I have had puppy customers who go ANAL on me and panic. So I issue a word of caution here.

With that said, the other side of the spectrum is taping ears is something that many people do not take seriously until its' too late. When ears are taped at 7 and 8 months there is very little chance of it working. This is an unfortunate fact of life.



German Shepherd puppy ears can come up between 8 weeks and 6 months. If they are not up when the dog is through teething (this varies from dog to dog but in general between 16 weeks and 20 weeks of age) I tell my puppy customers to get very interested in their ears. While it's not time to panic, it is time to sit up and take notice.

The first thing to do is make sure that the puppies are in good health. This means wormed. I recommend giving the pup a calcium pill and a good vitamin every day. It's also important to make sure the pup is getting a good quality food. I am not a fan of any commercial dog food. [I feed all of the dogs in my kennel an all-natural diet.](#) If you do feed commercial dog food I strongly recommend puppies GO OFF of puppy food at

5 months of age. It causes pups to grow too fast and this causes skeletal problems.



It's not uncommon for ears not to be up until 4 1/2 to 5 months of age. In fact a lot of times a pup will have both ears up and all of a sudden they will come back down when the pup starts to teeth. Many owners panic when this happens. But not to worry, I have never seen a pup whose ears did not go back up when this happens.

If a pup does not have his ears up by 5 months I strongly recommend that you get involved with taping your dog's ears.

- Use the thin white surgical tape (the kind that's paper thin and tears easily). The 3M Micropore tape, 2" wide works well (found at the drug store). I like to use women's hair rollers (some people use tampons holder.) I prefer the foam hair rollers that are sold in K-Mart. Take the plastic out of them and

just use the foam. (DONT USE DUCT TAPE OR SIMILAR TAPES!!)

- Wrap the ear around the foam and tape them into a tight roll. In a vertical position.
- Take a Popsicle stick and attach it to the top part of both ears. In a horizontal position.
- The pup is going to tear the tape or stick off the ears several times. The key is to continue to re-tape the ears. Sooner or later the pup will forget the tape and ignore it.
- About once a week, take the tape off and see if the ears will stand on their own. Continue to re-tape until the ears stand.
- If the ears are not up by 7 or 8 months they are not going to come up.

I have seen ears that did not stand which in my opinion would have stood had they been taped. So this process is not something to take lightly.

I also need to say that many ears will be a little weak right after taping but with time they will strengthen. So when an ear does not stand perfectly after taping don't panic. Just have patience and see what happens. You will really not have an idea exactly what you have until the pup is 12 months old.

When ears do not stand there are ear implants that can be surgically added. I have no experience with this and do not know anything about them. If you are unlucky enough to have a dog whose ears will not stand. I would point you towards a vet that has some experience in this area. I don't think its something that normal small animal vets know how to do (at least not well).



Ripken with his ears taped Owned by Cheryl Graper





A 15 week old puppy with floppy ears.





We also use glue to tape German Shepherd Dogs ears. Here are some photos sent in from a reader that used this method:



Before at 4 1/2 months - in my opinion too young to tape



The material to use to tape German Shepherd Ears



The pup with it's ears taped

I prefer taping German Shepherd Dogs ears after the dog has finished teething. This usually means the dog is older than 4 - 6 months - maybe waiting another month would have been a better idea.

Basic Dog Obedience

\$40.00 +s&h



4 Hours Long

E-mails

Ed,

I have an 8 month old Briard and have had so much trouble training his ears to stand he is very stubborn and does not like anything on his ears. He is a head shaker and a scratcher. When I first got him his ears were glued but after about a week he scratched so much that he made the entire top of his head and back of both ears a giant hot spot. After it healed I re-glued but he did it again, then again so I contacted his breeder for help. She suggested that I layer strips of tape coated with glue on the inside of his ear making

a kind of cast inside the ear then glue just the out skirts of the hair well he didn't go for that either. Next I decided to find a vet schooled in ear cropping and taping but after 4 visits and a few hundred dollars I gave that up, he wasn't doing anything I couldn't do myself. Well I was sitting around this past weekend so I decided to search the Internet one last time hoping for something that would work when I came across your webpage on ear taping. It was mostly about Shepard's but it seemed like it would be very easy, and it was. I went to Kmart bought some rollers and the microtape then taped up his ears. He didn't like it and got most of it off in no time so I went back to Kmart and this time bought some athletic tape. I put one curler atop another taping them together at the ends and taped them firmly to his ears as you instructed. It has been 3 days and it doesn't seem to bother him very much but even if it does a little he can't get it off. That is the quickest, easiest method I found and it seems to be working great. Since he is already 8 months, the chances are not good but they appear to be standing fine. I am going to keep them up another 3 weeks or so then I will let you know the outcome. Thank you so much I wish I would have found your webpage sooner.

Tammy Perez
Oregon City, Oregon

Ed Frawley's Philosophy of Dog Training



eBook

An Email from one of my Leerburg® puppy owners:

Hi Ed,

Just wanted to let you know how I fixed Syron's ears. Found it very difficult to eradicate his worms (as no doubt he picked them up here too as I have Labs I breed) plus he had an unusual very hard time cutting his teeth. Only just finished in fact. Not good for ears. At six months I started to get worried about his ears going up and down, mostly down, particularly as he could pull off, somehow overnight, every kind of tape or female sanitary holder and tape you can think of to get them straight no matter how I did it.. I discovered Dr. Scholl's self sticking Mole foam padding. (For human feet). NOT moleSKIN padding which

is thinner. Cut it to shape, stuck it in his ear for 48 hours along with some human skin bond to make sure it didn't fall out. His ears are straight now.

Within 48 hours. They just needed that perk to hold them up and it worked better than taping because he couldn't get it off.

Syron has excelled at SAR and tracking and great at obedience. There isn't a kid in the district he doesn't like, which is great. Amusing note: for some reason from the first week he got here, he's hated the Utility woman who comes to read the electricity meter - and I've heard that some other GSDs in the district feel the same way. ...mmmm... just found out she has past issues with child cruelty.

Regards,
Anna

**Eat, Drink,
and Wag Your Tail**

\$19.00 +s&h



48 Minutes Long

The image shows a book cover for 'Eat, Drink, and Wag Your Tail'. The cover is divided into several sections: a top orange section with the title, a central black and white photo of a dog, a green section with a dog icon, a blue section with a dog icon, and a yellow section with a dog icon. The price is listed as \$19.00 +s&h and the duration is 48 minutes long.



Question:

Hi. I have been reading your website, again, all morning. I have not been able to find my problem. Here it is in a nutshell:

My husband and I bought our GSD (first ever) at 9.5 weeks old. At 10.5 weeks, he went for his first visit to the vet. The vet insisted that we tape the ears up. At first, we didn't do it and in fact, untapped the one the vet did. Well, when he went back for his Rabies shot, the vet again insisted that we get them taped. Unfortunately, and much to my regret, we did it. Now he is 4 months old today, and he has one hear that wants to lie on top of his head. I can kick myself for listening to this vet. Other people I have spoken to can't believe the vet told us to do this,

as the ears usually come up on their own. Have you ever heard of doing this? And, do you think that there is any hope of his ears being normal? I know that the cartilage is formed by 5 months. Do you think that we should continue to tape them up....with extra care.....now that we have started this mess?

I am so very upset, because Rommell is a gorgeous boy. Of course, I am now considering finding me a new vet! By the way, on the ear that lies over, you can see a definite "dent" in the cartilage. I have attached a picture for you to see what I am talking about. So, what is your opinion? Do you think there is hope for my "baby" over the next 4 weeks?

Thanks for any reply. Also, are there any types of surgeries to help correct this?

Brenda Long

Answer:

Let me explain something – you are dealing with a good vet and VERY, VERY STUPID people.

I have an article on my web site about taping ears. Look in the list of training articles on my web site <http://leerburg.com/articles.htm>. I strongly suggest that you tape this dog's ears if it is done teething. If it still has baby teeth then this often affects the ears. There has been no damage done by already taping. Ears come up and go

down as a pup grows and teeth's during the first 5 months.

If you want some advice you should keep this Vet and tell these stupid people to go out and get some experience before they pass on such stupid advice. If you do not tape this dogs ears there is a very, very good possibility that the ears will not stand – this dog has ears like an elephant. They are too big – but that comes with American bloodlines.

Amish Leather Training Leashes



The best dog leashes in the world!

Suggestion:

I just wanted to let you know, in case this helps others out, what we did for our GSD puppy's ear to come up. We read tons of web sites, talked with the breeder, vet, and others to find out what

we should do b/c Sadie's left ear just did not want to come up on its own by almost 7 months. We tried doing the curler and taping the ear, that didn't work and she started getting an infection after 2 days of it being on. Finally, the German Shepherd Club in Atlanta gave us our answer. There is a product called "Skin Bond" your local pharmacy should have it, could order it for you, or give the name of a pharmacy that carries it. We also bought pipe insulation tubing (Grey, I believe 2" from Home Depot.) We cut the tubing to fit the size and shape of her ear, followed the directions on the skin bond bottle, inserted the insulation, held it there for a few minutes and it was like she never knew it was on her ear. We kept it on for almost 2 weeks (until it was about to fall out on its own) and the ear was standing up like a champ!

This seemed to be the best thing to use as it is extremely light weight and was virtually painless on the dog (versus having to use 2 people to hold her down when taking tape off).

I hope this can help others out.

Nikkie

Naturopathic and Healthcare Products



Part of a healthy diet!

Question on Taping Ears:

Ed,

Attached are three shots of my Male GSD from a show line.

Born November 18th, 2004 he is now as of today 10 1/2 months old. The shot of him next to my working line GSD shows how his ears are most of the time. I was concerned from the get go but was told they will stand. Both his parents from Germany have ears that stand fine. I was at the kennels myself and have pictures of both parents.

After reading your website I've been very upset all day that they won't stand and I don't want to keep waiting, time is a wasting here. I took him to the supposed ear vet guy in Baltimore and he said don't bother taping his ears they will not stand! Needless to say I left there crying!

The fact that they will stand like the other picture attached gives me hope so I believe I must do something TODAY! The suggestion I read at the bottom of your e-mail about the Pipe insulation seems most promising as well as the skin bond but I'm unsure how to do it actually. How much tubing do I use, how much skin bond etc. I don't want to give up without a fight here. He is a SWEETHEART. AWESOME TEMPERMENT, AMAZING PREY DRIVE and Obedient WOW you could not ask for anything more. He's well on his way he just needs to look the part.

Answer:


I doubt they will stand. With that said – love your dog for what he is and not what you expect him to be.

Photos that were attached:





Natural Nutrition for Dogs and Cats



One of the best books on nutrition!

Raw Dog Food




By Susan Garrett

The Theory of Corrections in Dog Training




Article

Leerburg eBooks



Download our New Catalog



With Active Links!



Where To Go From Here